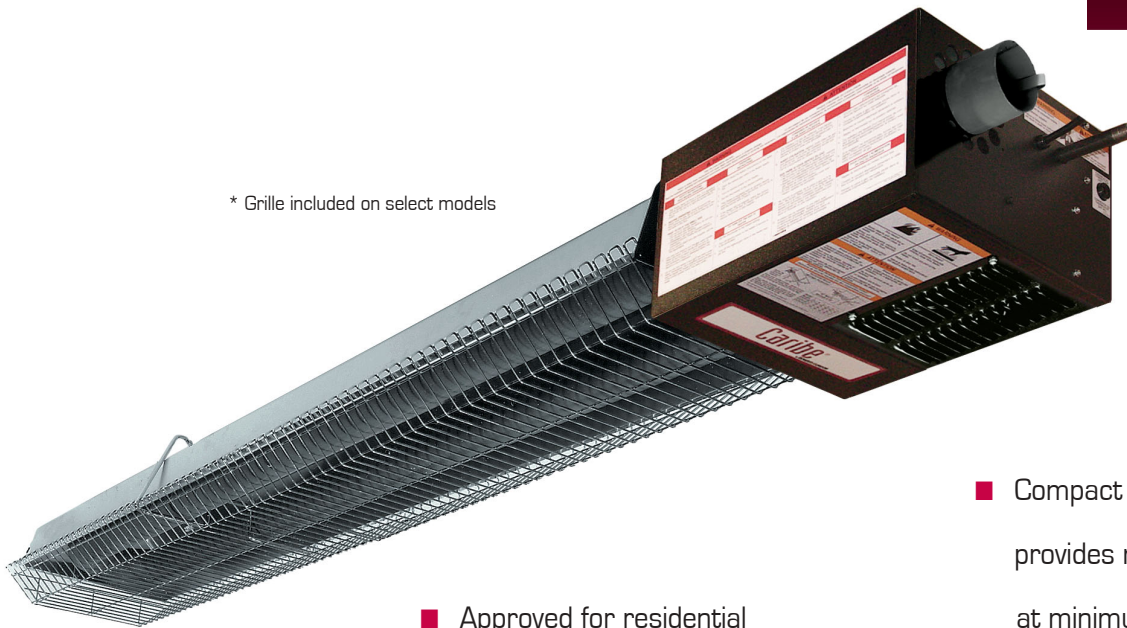


* Grille included on select models



- Approved for residential and commercial applications
- Factory-assembled for easy installation
- Longer life provided by durable components
- Compact U-tube design provides maximum inputs at minimum lengths
- One building penetration-balanced flue for both exhaust and combustion air
- Ceiling-mounted to free valuable work space below

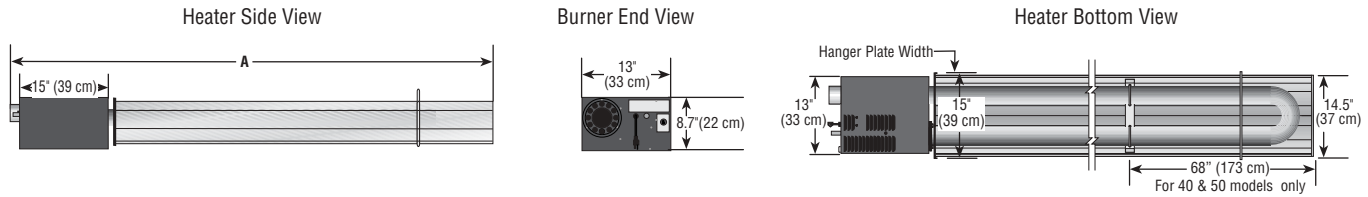
Caribe[®]

Residential and Commercial Low-intensity Infrared Heater

CUT ENERGY
BILLS BY UP TO
50%
WITH ROBERTS GORDON[®]
www.rg-inc.com

Quality in Any Language™



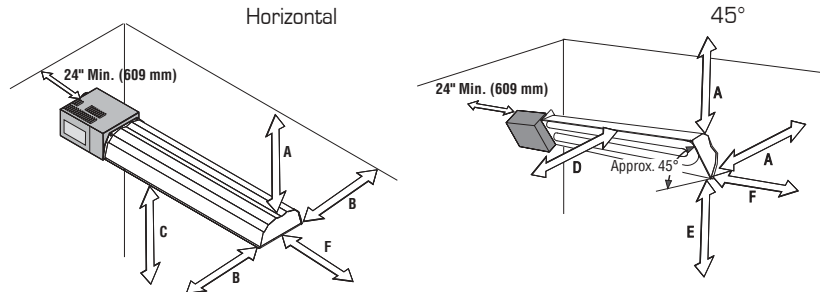


Model	CARIBE®		
	CGTH-30	CGTH-40	CGTH-50
Input (BTU/Hr.) (x1000)	30	40	50
Overall Length (Ft., In.)	A	8', 0"	11', 6"
Minimum Mounting Height (Ft.)*	7' (Required Safe Distances from Combustibles Must be Maintained)		
Fuel	Natural Gas (NG) or Propane Gas (LP)		
Inlet Pressure (In. w.c.)	NG LP	5 Minimum, 14 Maximum 11 Minimum, 14 Maximum	
Gas Connection	3/8" NPT (3/8" Manual Shut-off Valve Included with Heater)		
Electrical Supply	120V, 60 Hz., Single Phase, 1 Amp (Connection - Cord with 3-Prong Molded Plug)		
Thermostat	Low Voltage, 24VAC Dual Scale Included with Heater (120VAC Optional) (Connection - Built-in Receptacle on Heater)		
Heat Exchanger Tubing	3" dia., 16 gauge, Heat Treated ALUMI-THERM® Steel Tubing		
Exhaust Flue/Vent O.D. (In.)	3" dia./5" dia. (Included with Heater)		
Balanced Flue	Vent Collar and Vent Termination Included with Heater		
Flue Length (Ft., In.)	2', 6" Minimum; 10', 0" Maximum		
Reflector and End Caps	.024 Mill Finish Aluminum		
Ignition	Fully Automatic, Three Try, Direct Spark Electronic Ignition Control, 100% Shut-Off		
Approved As	Indoor Vented Overhead Room Heater		
CSA Standards	ANSI Z21.86 / CSA 2.32		
Warranty	Three-Year Limited (Refer to Installation, Operation and Service Manual for Details)		
Weights (Lbs.)	85	96	96
Options	Roof Venting Kit, 90° Elbow Kit, Wall Venting Kits		

*The minimum mounting height is 10 ft. for aircraft hangars and 8 ft. for public garages.

Required Safe Distances from Combustibles (In.)**

Model	CGTH-30	CGTH-40	CGTH-50
A	4	4	4
B	16	18	20
C	36	48	48
D	28	30	32
E	34	34	36
F	6	6	6



**For complete installation, operation and service criteria, please see the current issue of the CARIBE® Installation, Operation and Service Manual.

Installation Code: ROBERTS GORDON® products are to be installed only in accordance with local laws, codes and regulations, and only by a contractor qualified in the installation and service of gas-fired heating equipment.

Further Information: Applications, engineering and detailed guidance on systems design, installation and product performance is available through ROBERTS GORDON® North American independent distributors. Please contact us for any further information you may require, including the CARIBE® Installation, Operation and Service Manual.

Roberts-Gordon
1250 William Street
P.O. Box 44
Buffalo, NY 14240-0044 USA
Telephone: 716.852.4400
Fax: 716.852.0854
Toll Free: 800.828.7450

www.rg-inc.com

Roberts-Gordon
76 Main Street West
Grimsby, Ontario L3M 1R6 Canada
Telephone: 905.945.5403
Fax: 905.945.0511

European Office:
Roberts-Gordon
Telephone: +44(0) 1902 494425
Fax: +44(0) 1902 403200